

**LSE**

THE LONDON SCHOOL  
OF ECONOMICS AND  
POLITICAL SCIENCE ■



Welcome to the  
LSE Law School

LLM Handbook















2024/25

[lse.ac.uk/law](https://lse.ac.uk/law)



# Contents

## LSE Law School LLM Programme

- 3 Important LLM dates 
- 4 Welcome to the LSE Law School 
- 5 Programme Director welcome 
- 6 About LSE Law School 
- 8 The LLM programme 
- 10 Programme professional services staff 
- 11 Administrative information 
- 14 Courses 
- 21 Regulations, assessment and marking 
- 23 The LLM dissertation 
- 25 Assessment submission 
- 28 Post-assessment and the end of the programme 
- 29 LSE Careers 
- 31 Key Information 



# Important LLM dates

## Autumn term

Monday 30 September 2024 (Week 1)	Teaching begins
By end of Week 2	Finalise your course options on LSE for You
During Week 2	Meet with your Academic Mentor

## Winter term

Monday 20 January 2025	Teaching begins
By end of Week 2	Finalise any changes to Winter term course options (LSE for You)
During Week 2	Meet with your Academic Mentor
By end of Week 6	Submit your dissertation title
Approximately Week 7	Exam timetable published
By end of Week 9	Dissertation Supervisors will be allocated
By end of Week 10	Deadline for specialism requests (optional)
By end of Week 11	Meet with your Dissertation Supervisor

## Spring term

By end of Week 2	Meet with your Dissertation Supervisor
May/June 2025	Exams and Assessments period
August 2025	Dissertation submission

# Welcome to the LSE Law School

Dear LLM Class of 2024/25

I am delighted to welcome you to LSE Law School, one of the world's leading Law Schools, and to our internationally-renowned LLM programme. Congratulations on joining the Class of 2024/25, it is a great achievement to have been admitted to our programme.

We at LSE Law School are so excited to be welcoming you to London and to the LLM programme. The LSE Law School is a vibrant, exciting, and supportive academic community. Our LLM programme will provide you with an unrivalled opportunity to deepen your understanding of the role that law plays in our societies, and an unrivalled opportunity to study law within the heart of Legal London, next to the Royal Courts of Justice and a short walk to the Houses of Parliament.

LSE's motto is "to understand the causes of things". Our LLM programme takes this motto seriously offering you an opportunity to study law within the social and economic context in which it is formed. I have no doubt that our LLM programme will expand your intellectual horizons and expose you to new ways of thinking about the nature and role of law, and, perhaps most importantly of all, I have no doubt that it will be a lot of fun, as you share this experience with new friends and colleagues who come to LSE from all over the world. I look forward very much to meeting you and to welcoming you to LSE.

If you need any assistance from us do let us know. Our LLM professional services team, our academic staff, and the LLM Academic Mentors are ready to support you. Do always ask if anything isn't clear or you would like any assistance or advice.

I wish you every success in your studies and an engaging, inspiring and thrilling LSE year.



**Professor David Kershaw**  
Dean of LSE Law School

# Programme Director welcome

Dear LLM Class of 2024/25

On behalf of all the LLM team, a warm welcome to LSE Law School and many congratulations on joining this outstanding LLM programme. The London School of Economics and Political Science is one of the world's leading social science institutions. For over one hundred years, the study of law has been an integral part of LSE's mission to advance knowledge across the social science subjects. Today, the LSE Law School provides a unique learning environment, which is busy, intellectually stretching and also very welcoming. Our LLM programme is an exciting and challenging one, which promises to provide you with a firm intellectual foundation for your next steps, whether in research, academia, legal practice, government, NGOs, industry or beyond, and with a new network of contacts around the world.

As LSE LLM students, there are many exciting prospects and possibilities ahead of you. You will find that the sheer diversity of backgrounds, nationalities and traditions among your fellow students is one of the most exciting and inspiring aspects of graduate studies at LSE; your studies will open up new ways of thinking about law; LLM socials will enable you to get to know classmates from all round the world; and a full calendar of Law School events will enable you to engage with cutting-edge research outside your taught courses. On top of these opportunities within the Law School, you should look out for the world-famous LSE public events programme, the workshops at LSE Life and in the LSE library, and for the whole range of on- and off-campus opportunities that LSE offers. It is also important to leave time to explore the incredible city of London itself, of course: only a few steps from the Law School you will find Covent Garden, the British Museum, St Paul's Cathedral, the South Bank – and the Royal Courts of Justice.

One thing that's sure is that the academic year will feel like it is flying by once you get going with your first term's courses. So, my main message for now relates to work-life balance. Prepare to work hard and to engage deeply with your academic subjects from the outset, but also make sure that you leave time to meet your wonderful classmates and the rest of the LSE Law School community. I wish you every success in your studies here at LSE and trust that you will have a memorable, productive, and enjoyable year.

I look forward to meeting you at an LLM event very soon.



**Professor Jo Murkens**

LLM Programme Director



# About LSE Law School

LSE Law School is one of the world's elite law schools with an internationally respected faculty. It offers a uniquely diverse international community which attracts leading academics and talented students from all over the world.

LSE Law School owes much of its distinctive character to its location within Europe's leading school of social sciences. It is well known both for its interdisciplinary approaches to legal scholarship and its contextual approach to legal study and teaching. Academics at LSE believe that to understand the law, its function and effects, it is essential to place it within the political, social and economic context within which it is formed and operates.

Amongst the many opportunities and activities on offer at LSE, the Law School organises a topical and broad-ranging series of public lectures in which students are encouraged to play an active part. In recent years, for example, LSE Law School and its academics have been involved in public events celebrating 100 years of votes for women, exploring the future of fintech and debating the implications of Brexit. Full details of all of the year's events can be found here: [lse.ac.uk/law/events](https://lse.ac.uk/law/events)

The identity of LSE Law School is inextricably linked to its geographical location in the heart of UK legal life. Our campus is adjacent to the Royal Courts of Justice and the Honourable Society of Lincoln's Inn, one of the four Inns of Court of which all barristers must be members. The LSE campus is a short walk away from the Houses

of Parliament, the offices of the largest global law firms, the Law Society and regulatory bodies such as the Takeover Panel and the Financial Reporting Council. To study law at LSE is therefore to study the discipline within walking distance of the most important institutions through which law and regulation is made, interpreted and applied.

This brings the study of law at LSE alive in a truly unique way.

## Pro bono

Pro bono work is unpaid legal work undertaken for the public good. LSE students are involved in a variety of pro bono projects including the Royal Courts of Justice Personal Support Unit, various legal advice clinics, assistance to charities, and student-led legal projects. Further information can be found at [lse.ac.uk/law/probono](https://lse.ac.uk/law/probono)



## LSE Law School Legal Clinic

We are delighted to announce our new Legal Clinic launching in January 2025! Under its Director Diana Kirsch, the Legal Clinic will provide outstanding opportunities for Law School students to gain first-hand experience of legal practice in real-world cases. Watch out for more announcements and information to follow during Welcome and through Autumn Term.

## Law events

Enhance your commercial awareness, participate in current legal discussion, and get to know members of the law community beyond the formalities of your course through diverse events organised by the LSE Law School.

Convene @LSELaw is a programme of events created as a space for our staff and students to exchange ideas, interests and experiences. Attend vibrant and inspiring events with high-profile guest speakers as well as in-house scholars tailored to our law community, including masterclasses and showcases. Further information about Convene @LSELaw can be found online at [lse.ac.uk/law/convene](https://lse.ac.uk/law/convene). Listings are updated on the website before the start of each term.

LSE Law School offers its students a variety of research events, namely, staff & PhD seminar, LLM specialist seminar; conferences; workshops and more. The Law School is also proud of its free public events programme. We bring together experts in academia and industry to examine contemporary issues from legal perspectives, sharing our world-leading research and ideas with wide audiences, including the general public, the media and legal professionals. All our public events are advertised on the LSE Law School's events webpage – [lse.ac.uk/law/events](https://lse.ac.uk/law/events) – and social media accounts – X, Instagram, LinkedIn and Facebook. Podcast recordings of many of our public events and episodes from our Ratio podcast are available to stream and download for free from [lse.ac.uk/law/events/podcast-archive](https://lse.ac.uk/law/events/podcast-archive)

## Law School common room

The Law School student common room is on the 5th floor of the Cheng Kin Ku (CKK) building. This is a multi-faceted space centered around study and promoting the wellbeing of the LSE Law students. You can meet your fellow classmates to go over materials or focus on your own study in the attached quiet study area. The kitchenette enables you to make your own tea and coffee to get you through those long days of reading. The common room also hosts different events such as drop-in sessions, career talks and movie nights.

The common room and quiet study room are for Law School students only and the rooms are accessed with your student ID card.

# The LLM programme

## Degree requirement

In order to obtain the LLM degree, students must complete courses to the value of four full units, which will normally comprise eight half unit courses. One of these eight half units will be the compulsory half unit LL4F9 Legal Research and Writing Skills course, which will be assessed by a 10,000 word dissertation. This stand-alone dissertation will provide the element of extended writing for all LLM students.

Students can complete the LLM course requirements in either one full-year programme, or as a part-time student in two years, or by extended part-time study within a maximum of four years. Subject to availability, one complementary course from other Master's courses at the School may be selected to replace one LLM course to the total equivalent of one half unit.

Part-time students must satisfy the same requirements as those applicable to full-time students. Part-time students must take courses to the value of two units in their first year and courses to the value of two units in their second year.

Extended part-time students must satisfy the same requirements as those applicable to full-time students. Students must take courses to the value of one unit in the first year and successfully complete this. Students who successfully complete four units within a period of four years will satisfy the requirements for the degree.







## Full-time students

In order to obtain an LLM degree, full-time students are required to:

- Successfully complete courses to the value of seven half units, and
- Successfully complete the compulsory half unit LL4F9 Legal Research and Writing Skills course, which is assessed by dissertation.

## Part-time students

Part-time students must meet the same requirements as full-time students, but have two years (or if extended, up to four years) in which to complete the programme requirements. Part-time students will take LL4F9 and submit their dissertation in their final year of the LLM.

## LLM Programme – examples of options for completing the programme

4 units = 8 courses

1 unit = 2 courses

½ unit = 1 course

Year 1		Year 2		Year 3		Year 4	
AT	WT	AT	WT	AT	WT	AT	WT

<b>Full-time</b>	4	4							
<b>Part-time</b>	2	2	2	2					
<b>Extended Part-time</b>	1	1	1	1	1	1	1	1	
<b>Ext PT in 3yr option</b>	1	1	2	1	2	1			

AT= Autumn term, WT= Winter term

# Programme professional services staff



**Karla Barca-Marrero**

Programmes Events and Communications Officer


Email: [law.llm@lse.ac.uk](mailto:law.llm@lse.ac.uk)



**Megan Bennett**

Service Delivery Manager (LLM)

Email: [m.bennett4@lse.ac.uk](mailto:m.bennett4@lse.ac.uk)



**Ayana Brimacombe-Sakey**

Assessments Administrator

Email: [law.llmexams@lse.ac.uk](mailto:law.llmexams@lse.ac.uk)



**Jeff Franklin**

Programme and Teaching Planning Officer (LLM)

Email: [law.llm@lse.ac.uk](mailto:law.llm@lse.ac.uk)



**Mike Twyman**

Assessment and Regulations Officer

Email: [law.llmexams@lse.ac.uk](mailto:law.llmexams@lse.ac.uk)

	Academic	Contact details
LLM Programme Director	<b>Professor Jo Murkens</b>	Email: <a href="mailto:j.e.murkens@lse.ac.uk">j.e.murkens@lse.ac.uk</a>
LLM Deputy Programme Director	<b>Dr Devika Hovell</b>	Email: <a href="mailto:d.c.hovell@lse.ac.uk">d.c.hovell@lse.ac.uk</a>



# Administrative information

## Advice and feedback sessions

LSE Law School teaching staff hold weekly term-time advice and feedback sessions (i.e., office hours) in connection with each course they teach. These sessions can be used by students seeking additional guidance and support in respect of courses, as well as for queries about assessed coursework. Appointments can be booked via the **[Student Hub](#)**.

Further sources of advice about study skills and feedback are outlined later in this handbook. They include appointments with the Student Academic Advisers, with Academic Mentors and workshops, study skills sessions and one-on-one appointments at LSE LIFE, which is the LSE centre for academic, personal and professional development, located in the LSE Library: **[info.lse.ac.uk/current-students/lse-life](https://info.lse.ac.uk/current-students/lse-life)**

## Language grants

LSE Law School will be offering a number of limited grants for Law students who wish to take a modern foreign language course at the LSE Language Centre. These grants are for the standard certificate courses listed on the Language Centre website. For details see **[lse.ac.uk/language-centre](https://lse.ac.uk/language-centre)**

Further information will be sent by administrative staff.

## Academic Mentors

By the end of Welcome Week you will have been allocated an Academic Mentor. Your Academic Mentor is your link with the School and is able to advise you on course selection and other academic matters affecting your time at LSE. You are expected to meet with your Academic Mentor at least once a term – see the LSE Code of Practice for Taught Masters Students: **[info.lse.ac.uk/staff/divisions/academic-registrars-division/Teaching-Quality-Assurance-and-Review-Office/Assets/Documents/Calendar/CodeOfGoodPractice-UGDIPPG.pdf](https://info.lse.ac.uk/staff/divisions/academic-registrars-division/Teaching-Quality-Assurance-and-Review-Office/Assets/Documents/Calendar/CodeOfGoodPractice-UGDIPPG.pdf)**



It will also be your Academic Mentor who will normally provide references in the future and you should make sure you keep them informed about your progress and any problems you are experiencing. In particular, you should tell your Academic Mentor about any matters such as illness that may affect your work.

Further information about Academic Mentors can be found on the Academic Mentor Student Portal: [info.lse.ac.uk/staff/divisions/Academic-Mentoring-Portal/Information-for-Students](https://info.lse.ac.uk/staff/divisions/Academic-Mentoring-Portal/Information-for-Students)

## LLM Student Representatives

Student Academic Representatives are elected by their peers. Their main role is to represent the postgraduate student body as a whole on a number of committees, including the Staff Student Liaison Committee (SSLC). Students who serve as SSLC Representatives invariably find it rewarding becoming part of the Committee, and we encourage all students to consider becoming part of it.

Even if you decide the role may not be for you, please remember to vote for your representatives as they will be representing you and the whole Postgraduate Law student body while you are here.

Please see [here](#) for further information about Staff Student Liaison Committees.





## A Guide to digital platforms used by LSE Law School

### LLM Programme Moodle Page

This page covers programme information specific to your cohort. Student Academic Representatives and Student Staff Liaison Committee dates. Any key information that has been sent to you by email will also be posted on this page.

### LSE For You (LFY)

LSE Law School Offer Holder webpages. Here you can find lots of general information including further information about the LLB programme, what you can do before you arrive, how to enrol and lots of helpful links.

### Student Hub

Office hours with academics are booked via the Student Hub and your personal timetable can also be viewed through this platform.

### LSE Law School Convene

Convene is designed to engage students with the LSE Law School academic community. This will include enhanced specialist seminars and events that will provide students with access to key academics and their areas of research.

### Career Hub

This web page outlines the careers support provided to students within each department and includes information on tailored events, one-to-one appointments and alumni support.

### LSE email account

All important programme information and updates, particularly around course selection and assessment, will be emailed to students so you need to regularly check your LSE email.

### Newsletters

A weekly newsletter will be circulated by email during term time, providing you with regular news about the Law School and your programme.

### Law School Instagram

Be sure to follow us on Instagram for regular updates on what's happening around the Law School!



# Courses

During the course selection period, you are entitled to attend classes for any course in order to find out more about the subject. Should you have questions about a particular course, then the most efficient strategy is to put them to the Course Convener. You can also seek the advice of your Academic Mentor.

Some courses will have a reading week and others will not. All reading weeks will be clearly stated in the respective course guide. Please check carefully before you make your course choices.

## Choosing courses

### Law options

Details of the content and format of all graduate courses offered at LSE are available online here.

Law LLM courses are identified by the “**LL4**” code. Further detailed information regarding course choice can be found at: [info.lse.ac.uk/current-students/services/course-choice](https://info.lse.ac.uk/current-students/services/course-choice)

### Auditing courses

Some LSE courses allow for students to “audit”. This is an informal arrangement where you join the lectures but do not go to classes or take the assessments, and for which you will not gain credit. These courses do not appear in your course selections or timetable and will not appear on your transcript. Some students choose to audit courses to expand their knowledge in other areas. If you do choose to audit a course you should first check that your timetable will allow you to join the lectures. If so, contact the relevant Course Convener and ask permission to audit their course.



## The LLM writing requirement

Students are required to take the compulsory LL4F9 Legal Research and Writing Skills course which has a value of 0.5 units. Taking this course satisfies the LLM writing requirement on its own. In addition, students are permitted to take a further 1.5 units assessed other than by exam. Students are required to take a minimum of 2.0 units which are assessed by exam. Some courses are assessed by a summative essay.

These are not considered as an “exam” and therefore will not count towards the minimum of 2.0 units to be assessed by exams.

## Non-law options

The LLM Regulations allow you to replace the equivalent of up to two half-unit Law courses with non-Law course(s) at Masters level. Please refer to the online course guide to check that the course you wish to take is available to outside students. It is vital that students make an informed decision when applying for a non-Law option. For a non-Law LSE course that you are interested in, research the content and the disciplinary approach. Are you happy that you know what to expect on both fronts? Would it be helpful to discuss with a member of the Law faculty how this non-Law course relates to courses offered by LSE Law School? Students are strongly advised to check the online course guides before applying for a non-Law LSE course, including for any pre-requisites to enrolment and for the modes of formative and summative assessment. The Law School can advise you on your balance of courses overall and discuss outside options in general. If you would like to discuss these points further with a member of LSE Law School, please contact [law.llm@lse.ac.uk](mailto:law.llm@lse.ac.uk), your Academic Mentor or the Deputy Programme Director.

Please also note that non-Law options do not contribute to gaining an LLM specialism (see [here](#) for information on specialism degree certificates). Please visit [lse.ac.uk/resources/calendar/programmeRegulations/taughtMasters/Default.htm](https://lse.ac.uk/resources/calendar/programmeRegulations/taughtMasters/Default.htm) to read the LLM programme regulations.

## Balance of courses

We strongly advise that you take an equal balance of courses in both Autumn and Winter terms, i.e., four 0.5 units in each term. Please note that the compulsory LL4F9 course runs primarily in Winter term.



## When to select your courses

Course selection will open for browsing at **10am on Monday 23 September** and will open for course selection on **Thursday 26 September at 10am**. Course selections need to be made by **Friday 11 October at 5pm**. You will be able to make changes to Winter term half unit courses early in Winter term.

## How to select your courses

Visit [Finding Courses](#) to access the tools and information to help you decide which courses you want to take this academic year. The LSE Course Finder tool can help you choose which courses to take within your programme regulations. Course Finder allows you to browse available courses by unit value, keyword, department and assessment type. You can build a shortlist of courses and compare the lecture timetables for that shortlist. Course Finder is usually available from late August. You may also wish to look at course content on Moodle and check the teaching timetable to detect potential clashes. Some departments have controlled access courses which means that places are limited. Make sure that you identify a few back-up courses in case your first choices are not available.

Reading Week will be clearly stated in the respective course guide; please check carefully before you make your course selections. The [LSE calendar](#) is the place to check for programme regulations, detailing which courses you are permitted to take.

You will need to select your courses on [LSE for You](#) once the system opens. Guidance on how to do this can be found [here](#). Providing your selected courses are ready in Moodle, you should be automatically enrolled on their Moodle pages a few hours after selecting your courses on [LSE for You](#), however do be aware there can sometimes be delays in processing enrolments on Moodle pages.

You should ensure you attend any departmental course selection meetings and seek advice before finalising your courses. Should you have questions about a particular course the most efficient strategy is to put them to the Course Convener. If you have any queries about the programme itself or need advice on the course selection process you can contact the LLM Programme team on [law.llm@lse.ac.uk](mailto:law.llm@lse.ac.uk)

## Getting help

For queries about the [LSE for You](#) system you can contact the Student Services Centre (SSC) via their [enquiry form](#).

If you have a question about Moodle, please contact [eden.digital@lse.ac.uk](mailto:eden.digital@lse.ac.uk)

For advice around which courses to take and how your programme fits together please contact [law.llm@lse.ac.uk](mailto:law.llm@lse.ac.uk)





# Course selection

Course selection within the Law School also involves the following steps:

## 1. Course capping: controlled access

The LLM is taught via small groups. All Law LLM courses (courses with an LL4 code) are subject to the “controlled access” procedure. This is designed to ensure that seminar groups allow for discussions between academics and students. In order to maximise your chances of being enrolled in the courses which you wish to follow, it is imperative that you make your course selections as early as possible.

The controlled access procedure requires that you request permission to enrol in the course through the Graduate Course Selection application on [LSE for You](#).

Postgraduate Law students have priority access to controlled access LL4 courses. This means that they will be accepted on a “first- come, first-served” basis, from the opening of course selection until the end of the first week of the Graduate Course Selection period. Thereafter, access to controlled courses operates on a first-come, first-served basis to all students.

Please note the course allocation process may differ in other departments.

Once an offer has been made to you, you have 48 hours to accept it after which your offer will time out. Once you accept your offer you will automatically be assigned to the course Moodle page and the course will appear on your personal timetable.

Considerable efforts have been made to avoid overlap of courses but occasionally a clash may be unavoidable due to the complex and interdisciplinary nature of this programme. We regret that no changes to the LSE timetable are possible at this stage and it is each student’s responsibility to avoid any clashes. When making your course choices please keep an eye on the timetables for Winter term to ensure you do not have any clashes. Please refer to the Controlled Access Courses Guidance Notes on the following link: [info.lse.ac.uk/current-students/services/course-choice/controlled-access-courses](http://info.lse.ac.uk/current-students/services/course-choice/controlled-access-courses)

## 2. Seminar sign up

Where a course is taught in more than one seminar group, or in larger lecture groups, students are also required to enrol for seminar groups within the course. This is done through the seminar sign up facility on LSE for You. More information on seminar sign up is available at: [info.lse.ac.uk/current-students/services/course-choice](http://info.lse.ac.uk/current-students/services/course-choice)



**Note:** the seminar sign up system operates in parallel with the Graduate Course Selection system. Where a course requires that you apply for entry through the Graduate Course Selection system and takes the form of weekly parallel seminars or lectures and follow-up seminars, you need to apply first for entrance to the course through the Graduate Course Selection system. If you are accepted on to the course, then the seminar sign up system will be open to you, and you can register for a particular parallel seminar or a follow-up seminar group, as appropriate.

Please note that we may reallocate you to a different seminar/follow-up seminar group for the term/year, where timetabling considerations make this necessary.

You need to attend the seminar group to which you are assigned. Our performance monitoring and attendance record systems are based on the group to which you are assigned. Failure to attend your group may therefore impact negatively on your performance record. It may also impact on the terms of your visa.

### 3. Registering Choice of Courses

Course choice will be approved by the end of week 2 of Autumn term. Should there be any reason why your course choices cannot be approved you will be contacted by email. Please check that your courses have been approved.

Once you have successfully registered for your courses and seminars in LSE for You, your personal timetable will be automatically updated for you.

Once course choices have been approved they cannot be changed online. If, in exceptional circumstances, you want to request late changes, you will need to request permission in writing to [law.llm@lse.ac.uk](mailto:law.llm@lse.ac.uk). Changes will be processed directly by the Student Services Centre.

## Winter term course selection re-opening

Course choice selection will reopen at the start of Winter term.

Students have the opportunity to change Winter term half unit courses during the first two weeks of Winter term provided the newly chosen half unit course is not oversubscribed. Please note that students cannot change a Autumn term course for a Winter term course during this course selection period.

Late course changes are not permitted in Winter term once course selection has closed.

We strongly advise that you do not change more than one half unit course during this period.



## Specialist LLM degree certificates

Students can choose to have an approved subject specialism title recorded on their LLM degree certificates. Please note only Law courses beginning with LL4 will contribute towards gaining the LLM specialism.

The possible specialisms are:

- Competition and Innovation
- Corporate and Commercial Law
- Criminal Law and Justice
- Dispute Resolution
- Environment and Energy Law
- European, Comparative and Transnational Law
- Financial Law and Regulation
- Human Rights Law
- Intellectual Property Law
- International Business Law
- IT and Data Law
- Law, Politics and Social Change
- Public International Law
- Public Law
- Taxation Law

Students will be able to request a specialism in week 10 of Winter term. Students will be contacted in Winter term with instructions on how to do this.

To qualify for a specialism you will need to be registered for LLM courses to the value of at least 2 units (4 half unit courses) within the nominated specialism. The compulsory LL4F9 Legal Research and Writing Skills course and its dissertation can contribute to the specialism if the topic directly links to the specialism area. The LLM Law courses allocated to different subject specialist areas are listed on the LLM website at: [lse.ac.uk/law/study/llm/programme-structure](https://lse.ac.uk/law/study/llm/programme-structure)



## Teaching information, seminars and lectures

The relevant Course Guide and the Timetabling pages for the course set out the teaching method employed. The Course Guides are available at: [lse.ac.uk/resources/calendar/courseGuides/graduate.htm](https://lse.ac.uk/resources/calendar/courseGuides/graduate.htm) and the Timetabling page is available at [info.lse.ac.uk/Current-Students/Timetables](https://info.lse.ac.uk/Current-Students/Timetables)

Your attendance at classes is monitored through the LSE for You system by Course Conveners. A brief comment on your performance is recorded at the end of the Autumn and Winter terms. Academic Mentors also make a general comment on your performance at the end of these terms.

## Getting the most from classes

We regard active student participation in classes as the central element of our LLM programme. Course Conveners will expect that you are prepared and ready to engage in discussions. The more you engage with this form of teaching, the more you will gain from the LLM experience.

Reading lists for individual courses, and in some cases course materials, will be provided either at the start of a course for the entire course, or periodically during the year. All LLM courses are also supported by [Moodle pages](#) on which Course Conveners place information and course materials.

## Independent learning

Remember – attending lectures and seminars is only a small portion in terms of the work you are required to do as a graduate student. Most of your work will involve independent learning, individually or in informal groups, not formal teaching.

The teaching you receive provides useful guidance and stimulation for your own independent work, and opportunities for investigating and resolving difficult points. It is not a substitute for independent study. Moreover, seminars, lectures and classes will not necessarily cover the whole syllabus; you will be expected to manage this by extensive additional reading where appropriate

## The Spring term

There is usually no formal teaching for graduate students during the Spring term with the exception of the LL4F9 Legal Research and Writing Skills course, however Course Conveners may hold revision classes over this period, which you are expected to attend.



# Regulations, assessment and marking

## Formative assessment

All courses include a formative assessment component which does not count towards your final degree results but which is compulsory. Formative assessments are designed to help you with your studies and provide opportunities for individual feedback from your Course Convener in order to give you an idea of how you are progressing.

Guidance for submitting your formative assessment will be provided by the relevant Course Convener.

The Course Convener will provide you with feedback, usually in the form of written comments which will not count towards your final degree result

## Summative assessment

Each course will also have a summative assessment which will count towards your final degree result. Please refer to the online course guides: [lse.ac.uk/resources/calendar/courseGuides/graduate.htm](https://lse.ac.uk/resources/calendar/courseGuides/graduate.htm) or the course Moodle pages ([Moodle](#)) for specific information regarding each individual assessment. Please take note of submission deadlines and plan your workload accordingly. If you have any questions about assessments or deadlines, please contact either the relevant Course Convener or the Assessment and Regulations Officer.

## Plagiarism

The work you submit for assessment must be your own. If you try to pass off the work of others as your own you will be committing plagiarism. Please refer to [page 57](#) of this handbook for further information, including information on the regulations on assessment offences.

The Law School uses a text matching software called Turnitin. Turnitin is a service that matches text from student assignments against its extensive databases of previously submitted student coursework, websites and academic papers.



## Exams

LLM exams are normally two and a half hours long. In general, students are required to answer two questions from a possible six.

Non-attendance at an exam will result in a mark of zero. A zero is considered a bad fail and will result in a resit attempt being necessary. Please see [lse.ac.uk/resources/calendar.bak/taughtMasters.htm](https://lse.ac.uk/resources/calendar.bak/taughtMasters.htm) for School and academic regulations.

## Exam dates

Exams for all Law courses take place during the Spring term (May/June).

Please note that once the exam dates are set by the School, no changes to the schedule can be made. The exams timetable is published on the LSE website, and you can access your personal exam timetable through LSE for You and the Student Hub. For detailed information on the exam and assessment process, see: [info.lse.ac.uk/current-students/services/assessment-and-results](https://info.lse.ac.uk/current-students/services/assessment-and-results)

## The LLM mark scheme

There is a set of standard assessment criteria which set out the characteristics expected of work marked at each level. This can be found on the [LLM Programme Moodle page](#).

## Assessments for outside options

If you have taken a course outside of the LSE Law School, you should follow the guidelines provided by the relevant department.

## Regulations

This section relates to the general regulations for MA and MSc Degrees and the Code of Practice for Taught Masters Programmes. The LLM programme regulations can be found at: [lse.ac.uk/resources/calendar/programmeRegulations/taughtMasters/Default.htm](https://lse.ac.uk/resources/calendar/programmeRegulations/taughtMasters/Default.htm)

# The LLM dissertation

The compulsory dissertation course – LL4F9: Legal Research and Writing Skills – is assessed via a 10,000 word dissertation. This specially designed half unit (0.5) course is taken by all LLM students. The taught component of this compulsory course will assist students in gaining a better understanding of:

- (a) The **nature of research** in general and the distinctive features of legal research; the range of research methodologies and approaches to be found within legal scholarship;
- (b) Doing **legal research**, including research design and question formulation; resource identification and searching for relevant materials; legal referencing and citation skills; and
- (c) **Writing skills**, relating to both the process of writing, as well as the end product and presenting findings to different audiences.

The course is designed to equip students with research and writing skills which will be transferable to domains including the legal profession, policy-making, government or academia. Students should be able to apply this learning to the process of writing a dissertation in an area of their choice. A central objective is therefore learning by doing.

The taught component of the course will be delivered in Winter Term, while the dissertation will be due for submission in **August 2025**. The course aims to introduce the student to legal research methods, approaches and techniques, and to foster legal research skills. Teaching in Winter term will be directed at preparing LLM students more specifically for the dissertation. Part-time LLM students will be expected to participate in LL4F9 and submit the dissertation in their second year. Extended part-time students will be expected to submit their dissertation in their final year.



## Choice of dissertation topic

The compulsory dissertation by which LL4F9 is assessed needs to be your own, independent piece of sustained research and writing. This dissertation is an important opportunity for students to explore a topic in a scholarly way.

Students are urged to begin thinking about possible dissertation topics at the start of the academic year. Since the choice of dissertation topic is required by the end of week 6

of the Winter term, guidance on choosing a research topic will be addressed early on in the LL4F9 lectures but you are strongly advised to be thinking about your interests and topics for your dissertation as early as possible in the academic year.

## Dissertation support

In the second half of Winter term one academic member of staff will then be allocated as Supervisor for each student's dissertation based on their relevant area of expertise. There will be two meetings between the student and this member of staff. One will take place in Winter term and the other in Spring term. The first supervision will typically involve matters including the choice and scope of the dissertation topic and the proposed work plan, while the second meeting will usually cover the progress of the research, the structure of the dissertation and the timetable for completion.

Note that the role of the Supervisor is to provide guidance. They are not permitted to give feedback on drafts of your work. These supervisions support the dissertation project in a way which complements LL4F9 and the other means of support outlined below.

Through LSE LIFE, the School offers many further support services relating to study skills, research and writing and relating to Masters level dissertations specifically. At the start of the year you should register with LSE LIFE to receive weekly emails setting out the workshops and drop-in sessions which they offer. In previous years, LSE LIFE has also offered one-on-one appointments for students which have been taken up by many LLM students. The LSE LIFE programme continues after the end of the Spring term and is therefore a useful resource to assist with dissertation work over the Spring period.

Overall, it is important to remember that there is no "ideal model" for a good dissertation. The best dissertations from each graduating year ought to be publishable in reputable law journals. This is the standard you should aim for. On Moodle you can review a wide range of sample LLM dissertations, which are designed to give you a sense of what is expected of you and to reinforce the point that there is no one model that is preferred by LLM examiners.

Please note that students are responsible for ensuring that there is no substantial overlap between the dissertation and other summative written work undertaken during the year.





# Assessment submission

## Submission deadline

The deadline for submitting the LLM dissertation is **1 August 2025**.

The deadline for submitting LLM summative essays is **7 May 2025**.

For non-law courses, please check deadline submission dates with the relevant department.

## Submitting assessments

### Procedures

Both the dissertation and/or the summative essay/s will be submitted electronically on A4 pages and should be double-spaced or 1.5-spaced, font style Arial or similar.

### Deadline extensions

Extensions to the submission deadline are not the normal practice. However, in highly exceptional circumstances, it may be possible to obtain a short extension. Your Course Convener or Academic Mentor cannot grant extensions therefore all requests for Law courses must be made to the Law School Extensions Panel. You should complete an Extension Request Form which can be found via [lse.ac.uk/law/study/extension-deferral](https://lse.ac.uk/law/study/extension-deferral) and email this along with your supporting evidence to the Assessment and Regulations Officer using [law.llmexams@lse.ac.uk](mailto:law.llmexams@lse.ac.uk)

The decision to permit an extension will be made by the Law School Extensions Panel and written confirmation of permitted extensions will be sent to students. Applications for extensions will not be considered after the deadline for submission has passed, and unexcused late submissions will attract the normal School penalties.



## Accompanying forms

A completed **cover sheet** should be the first page of your summative essay/ dissertation. Cover sheets can be found on the [LLM Programme Moodle page](#). Please ensure that you do not write your name anywhere on the cover sheet or within the work and ensure only your candidate number is used. For more information on candidate numbers please see [here](#).

When you submit you will need to agree to the department's plagiarism statement before you can submit your work.

## Submitting your assessments

All summative essays, including the dissertation, will be submitted to the relevant Moodle course page as a single file, and should:

- 1 Include the cover sheet;
- 2 Be in PDF or Word format.

The file name should state your candidate number followed by the course code (for example **12345-LL4F9**).

Do not include your name or other details in the file name.

Your assessment must be submitted before the deadline, so please ensure that you submit in good time. IT-related issues are not acceptable circumstances for late submission. Your submission will be automatically checked for plagiarism using plagiarism detection software.





## Penalties

The rules on penalties are set out in the General Academic Regulations and will take precedence over the guidance below. [info.lse.ac.uk/staff/divisions/academic-registrars-division/Teaching-Quality-Assurance-and-Review-Office/Assets/Documents/Calendar/CodeOfGoodPractice-UGDIPPG.pdf](https://info.lse.ac.uk/staff/divisions/academic-registrars-division/Teaching-Quality-Assurance-and-Review-Office/Assets/Documents/Calendar/CodeOfGoodPractice-UGDIPPG.pdf)

### Penalties for exceeding word limit

For summative essays and dissertations that exceed the word limit, a penalty of 1 mark will be deducted for every 1 per cent above the word limit. Please note, however, that the Law School allows a 1 per cent margin above the word limit. Please refer to the example below:

#### Example for dissertation

**From 10,001 to 10,099** – No penalty will be incurred

**From 10,100 to 10,199** – 1 penalty mark will be applied

**From 10,200 to 10,299** – 2 penalty marks will be applied and so on to a maximum of 9 penalty marks

Please note that any dissertation which is 1,000 words or more over the limit will be failed automatically (in that event, you would have to resubmit a dissertation within the deadline for submission the following year as a resit attempt).

### Penalties for late submission

The School imposes penalties for late submission of dissertations and assessed coursework. These penalties apply in addition to those which may be imposed for exceeding the word length. If a student fails to submit by the set deadline (or extended deadline as appropriate), the following penalty will apply:

### Penalties for plagiarism

Please [refer here](#) for information on LSE's plagiarism regulations.



# Post-assessment and the end of the programme

## Appeals against exam results

For information about how to make an appeal, please refer to the LSE Regulations for the Consideration of Appeals: [info.lse.ac.uk/current-students/services/assessment-and-results/results/challenging-results-and-appeals](https://info.lse.ac.uk/current-students/services/assessment-and-results/results/challenging-results-and-appeals)

## LLM prizes

A number of prizes are awarded each year to graduating LLM students. For example there are prizes for the best overall performance and best dissertation. Further information on prizes, including previous winners, can be found here: [lse.ac.uk/law/study/llm/llm-prizes](https://lse.ac.uk/law/study/llm/llm-prizes)

## Graduation

The LLM Graduation ceremony is usually held mid-December in the year that you complete the programme. For more information see: [info.lse.ac.uk/current-students/graduating-from-lse](https://info.lse.ac.uk/current-students/graduating-from-lse)



# LSE Careers

## Careers Support for Postgraduate Law Students

LSE Careers is here to support you throughout your time at LSE. Whether you are clear about your future career path, considering life as a solicitor or barrister in England and Wales, or internationally; or perhaps you're considering your options in other legal or non-law related careers, LSE Careers can help.

### We offer a wide range of careers support, including:

- Dedicated Postgraduate Law one-to-one appointments with Doreen Thompson-Addo, LSE Careers Consultant. Appointments usually take place on Wednesdays during Autumn and Winter terms. These 20 minute sessions can cover a range of topics, some examples include: career options and decision making, CV, cover letter or application form reviews, advice on assessment and selection processes, or applying for a PhD.
- One-to-one appointments are also available at other times of the week with a Careers Consultant, via LSE Careers.
- Practice job interviews are available as 30 minute mock interviews with feedback.
- Careers and skills workshops such as: how to write a legal CV and cover letter, how to market your LLM, developing commercial awareness, and hearing from alumni.
- Employer presentations and events throughout the year.

### LSE CareerHub, our online careers portal, allows you to:

- Book all appointments and events
- Discover jobs and opportunities
- Explore upcoming events including skills seminars.

You can access CareerHub at [careers.lse.ac.uk](https://careers.lse.ac.uk)

## Other Useful Information

- Careers Information for LLM Students – you will get access to this information booklet upon arrival. It contains plenty of detail on the careers information available to you.
- You will hear more about LSE Careers during your induction. Careers updates are also regularly posted on the [LLM Programme Moodle page](#).
- LSE Careers' website has lots of online resources covering career options, how to find work experience and internships, sector information, plus special subscription websites such as the international employment guides on "GoinGlobal" ([lse.ac.uk/careers](http://lse.ac.uk/careers)).
- Entrepreneurship skills and opportunities via Generate at LSE ([lse.ac.uk/generate](http://lse.ac.uk/generate)).
- Graduate Destinations website – browse this site to find out what LSE Law School Postgraduates have gone on to do ([info.lse.ac.uk/current-students/careers/what-graduates-do](http://info.lse.ac.uk/current-students/careers/what-graduates-do)).





# Key Information

[Student Services Centre](#) ↘

[Student Voice](#) ↘

[Student Partnership](#) ↘

[Quality Assurance](#) ↘

[Study and Career Support Services](#) ↘

[Equity, Diversity and Inclusion \(EDI\)](#) ↘

[Your Wellbeing and Health](#) ↘

[Exams and Assessments](#) ↘

[Assessment Misconduct](#) ↘

[Results and Classification](#) ↘

[Fees and Finance](#) ↘

[Codes and Charters](#) ↘

[Systems and Online Resources](#) ↘

[LSE100](#) ↘

[LSE Campus](#) ↘

“ At LSE, you don't just get to study our changing world, you can see it and experience it. With history being made every day, why would you want to be anywhere else? ”



## Student Services Centre

The Student Services Centre (SSC) is located on the ground floor of the Old Building. Advice and information is available on services including:

- **Support for new arrivals**
- **Student status documentation**
- **Course selection**
- **Immigration advice**
- **LSE ID cards**
- **TfL 18+ Student Oyster Photocards**
- **Exams and assessment**
- **Results and degree certificates**
- **Graduation.**

We are also a good point of contact to find out more about the support services available at LSE and we host specialist drop-in sessions. Visit [lse.ac.uk/ssc](https://lse.ac.uk/ssc) for the latest information about our services, opening times and drop-in sessions.

## Online pre-enrolment and campus enrolment

The majority of new students will be required to undertake a two-stage enrolment process: online pre-enrolment and campus enrolment. You will receive email notification when it is time to complete the pre-enrolment process for your programme. Campus enrolment takes place in-person and is where we will check your official documents and you will be issued with your LSE Card. It is very important that you attend campus enrolment and with the **correct original documents**. Usually, you can re-enrol for subsequent years of study online, but sometimes we may need to see you in person again.

For more information, visit [lse.ac.uk/enrolment](https://lse.ac.uk/enrolment)





## Student status documentation

During your time at LSE you may need official documentation to prove that you are studying with us. A Certificate of Enrolment provides proof that you are enrolled as a current student at LSE to organisations such as council tax offices, embassies and banks. For more information about what a Certificate of Enrolment shows visit [lse.ac.uk/studentletters](https://lse.ac.uk/studentletters)

You can order a self-service Certificate of Enrolment which will be delivered immediately to your LSE email address as a PDF. If the standard letter is not sufficient, you can request a bespoke Certificate of Enrolment to be produced by the Student Services Centre. **We will do our best to provide the information required, but this cannot be guaranteed.** Please bear in mind that during peak periods bespoke letters may take longer to produce. For more information about both types of Certificates of Enrolment and how to order, please visit [lse.ac.uk/studentletters](https://lse.ac.uk/studentletters)

The Student Services Centre (SSC) also offers a range of other documents including Certificates of Course Selection and intermediate transcripts. For more information about the types of documents available, how to request letters, and to access our enquiry form, please visit [lse.ac.uk/studentletters](https://lse.ac.uk/studentletters)

## Your LSE Card

Your LSE card provides access to buildings and acts as your library card. It is important that you keep it safe and never share it with anybody else. If your LSE card is lost, stolen or damaged visit [lse.ac.uk/studentidcards](https://lse.ac.uk/studentidcards) to find out how to get a replacement.

## Student Advice and Engagement

The SSC has a dedicated Student Advice and Engagement Team that can provide advice on academic (particularly non-progression, interruption, withdrawal, regulations and exams), and immigration matters.

If you are not sure who to contact about a query or question, then the Advice and Engagement Team will be happy to help. You can contact the team via the enquiry form at [lse.ac.uk/studentadvice](https://lse.ac.uk/studentadvice)

## Immigration Advice

The Advice and Engagement Team are the only team able to provide detailed immigration advice on UK visas for international and EU/EEA students at LSE. You can find a lot of detail on their web pages, which are updated each time the rules change. The best way to contact the team is to use the [visa advice query form](#) or to attend one of their drop-in sessions, or log-in to their dedicated visa advice live chat.


## What do I do if...

The SSC have developed a series of answers to common “What if...” questions. These cover a broad range of topics including, what to do if you’re unwell during an exam; become pregnant; change your name; or want to change degree programme. You can find these questions and answers at [lse.ac.uk/what-if](https://lse.ac.uk/what-if)

## Interruption

In certain circumstances you can take a year-long break in your studies (which we call an interruption) with approval from your academic department and the School.

You are usually required to return at the start of either Autumn term or Winter term the following year as appropriate. Spring term interruptions are not possible. For more information visit [lse.ac.uk/interruptions](https://lse.ac.uk/interruptions)



“ We are the only team trained and regulated to give immigration advice at LSE, under the Office of the Immigration Services Commissioner guidelines. ”

## Programme transfer

You can request to transfer from your current programme to another programme at the same level according to the School's regulations. There are usually restrictions or conditions on transferring programmes, and sometimes transfers are not possible.

All transfer requests need the approval of the new academic department you wish to transfer into before being authorised by the School. For more information visit

[lse.ac.uk/programmetransfers](https://lse.ac.uk/programmetransfers)

## Change of mode of study

If you are studying a master's programme, and you need to change from full-time to part-time study due to your circumstances, you will need to seek approval from your academic department.

Changing from full-time to part-time study is generally acceptable up until the end of Winter term Course Selection, as long as your selected courses can be amended according to programme regulations and in line with the teaching that you have already taken. Your fees will also be amended.

Changing from part-time to full-time may not always be possible, especially if you need a visa to study at LSE, and requests will be considered on a case by-case basis.

It is not normally possible to study an undergraduate programme on a part-time basis. For more information visit [lse.ac.uk/changemode](https://lse.ac.uk/changemode)





## Withdrawal

Withdrawing means that you are leaving your programme permanently.

Before withdrawing you should consult with your Academic Mentor, and you may want to consider requesting an interruption instead, so that you have some time to consider your options. For more information visit [lse.ac.uk/withdrawal](https://lse.ac.uk/withdrawal)

## Regulations

You should familiarise yourself with the LSE regulations, policies and procedures to ensure you are aware of all necessary assessment requirements, how your final degree is calculated and what options are available if you experience problems during your studies.

Visit [lse.ac.uk/calendar](https://lse.ac.uk/calendar) for more information on:

- General Academic Regulations
- Classification Schemes
- Assessment Offence Regulations
- Appeals Regulations.

You can also find a full A-Z listing of all of LSE's policies and procedures online at [lse.ac.uk/policies](https://lse.ac.uk/policies)



# Student Voice

## Student-Staff Liaison Committees

Student-Staff Liaison Committees (SSLCs) are one of the most important bodies in the School. They are a forum for students to discuss their experiences, both in and outside of the classroom, with LSE staff. SSLCs are a shared, collaborative endeavour between departments, the Students' Union, central School Services, and, most importantly, students themselves.

SSLCs are your chance to engage with LSE and enact positive change for the benefit of yourself, your peers, and even future cohorts.

At the start of the year, you will be asked by your department if you would like to represent your programme on the SSLC as a Student Academic Representative. By volunteering, you'll represent your peers and take a leading role in the student body.

More information, including access to minutes from SSLCs across the School, and other ways you can use your voice, can be found on the [student voice webpages](#).



## Meet LSE leadership events

In the Autumn and Winter Terms, LSE hosts student-only events that give you the opportunity to discuss your experience as a student with LSE leadership, including the President and Vice Chancellor.

These events are an opportunity for you to meet leaders from across LSE in person to ask questions, raise suggestions and voice any concerns. You'll be invited to attend these events - look out for further details in Autumn and Winter Term.



# Student Partnership

## Change Makers

Change Makers is an opportunity for you to instigate positive changes at LSE through independent research.

You are invited to propose a research project (as a pair or as a group) about an aspect of education or the wider student experience at LSE. This can be on a topic you identify, or one that's been proposed by staff.

Up to 20 proposals will be selected to receive 100 hours of funding, full academic supervision, the support of a staff partner from the area of LSE you are researching, and the opportunity to present your findings and recommendations directly to LSE leaders.

Applications to become a Change Maker will open in Autumn term 2024 and you can find out more at [lse.ac.uk/changemakers](https://lse.ac.uk/changemakers)

## Student Education Panel

The Student Education Panel is an opportunity for you to enhance education at LSE alongside students from other departments and levels of study, and gain insight into how the university works.

Around 50 Student Education Panellists meet several times throughout the year to consider a specific education-related topic, question or proposal. Drawing on their own experiences and ideas, they generate insights to present at key education-related forums, and work in partnership with LSE and LSESU leaders to co-create a better educational experience for everyone. In recognition of their contributions, and to enable a wide range of students to participate, panellists receive a voucher for every meeting they participate in.

Applications to become a panellist will open in Autumn term 2024 and you can find out more at [lse.ac.uk/studenteducationpanel](https://lse.ac.uk/studenteducationpanel)





# Quality Assurance

## Quality assurance

LSE's approach to assuring the quality of our teaching is set out in the [Strategy for Managing Academic Standards and Quality](#). As an awarding body LSE must be in a position to assure the standards of its degrees. At the same time, we believe that the design of quality assurance should respect different departmental cultures and academic histories. The strategy sets out broad principles and processes for assuring academic standards and for enhancing the quality of educational provision.

The overall framework includes devolved quality assurance arrangements for academic departments, with responsibility for the oversight and modification of existing provision resting with Departmental Teaching Committees.

The Teaching Quality Assurance and Review Office (TQARO) supports the activities of the Education Committee and several of its sub-committees, with further details available in the "Committees" section of the website at [lse.ac.uk/tqaro](https://lse.ac.uk/tqaro). TQARO also curates and publishes information about the School's academic offering, including programme regulations, course guides, and academic regulations in the School's [Calendar](#). Queries relating to devolved quality assurance responsibilities, the work of Education Committee or the process for the consideration of proposals for new courses and programmes of study should be sent to [ard.capis@lse.ac.uk](mailto:ard.capis@lse.ac.uk)

## Student surveys

In both Autumn term and Winter term TQARO conducts course-level surveys to assess students' opinions of teaching.

Course survey scores are made available to course convenors, teachers, Heads and Deputy Heads of Departments, Department Managers, the Director of the Eden Centre, the Vice President and Pro-Vice Chancellors for Education and Faculty Development. In addition to producing reports for individual teachers TQARO produces aggregated quantitative data for departments and School-wide bodies. Further information can be found online in the "Surveys" section of the website at [lse.ac.uk/tqaro](https://lse.ac.uk/tqaro)

TQARO also conducts annual programme-level surveys of undergraduate and taught master's programmes and supports LSE's participation in the National Student Survey in coordination with the Communications Division and academic departments.

Queries relating to the delivery of teaching surveys at course- or programme-level should be sent to [tqarosurveys@lse.ac.uk](mailto:tqarosurveys@lse.ac.uk)






# Study and Career Support Services

## LSE LIFE

LSE LIFE is the place to discover and develop the skills you'll need to reach your goals at LSE, whether they concern your academic work or other personal or professional pursuits. LSE LIFE is here to help you find your own ways to study and learn, think about where your studies might lead you, and make the most of your time at LSE. It is also the place to come to ask about the range of opportunities and services available across the School to help you achieve success, whatever 'success' means to you.

LSE LIFE offers:

- **Hands-on practical workshops** and **online resources** for effective reading, academic writing, critical thinking, managing your dissertation research, organising your time, and other key areas of university work.
- **Constructive conversations** and **workshops** to learn ways to adapt and thrive in new or challenging situations, including developing your skills for leadership; public speaking; connecting and collaborating with others; finding a healthy balance among study, work, rest, and fun; and thinking about life beyond university.
- **One-to-one appointments with LSE LIFE study advisers** for personalised advice on essays, participating in classes and seminars, revising for exams, or any other aspect of your studies at LSE. Or simply book an appointment – on campus or online – to talk through your ideas for an essay, a project, or your research.





- **Specialist advice** in areas like CV writing, English language, finding and referencing academic sources, research ethics and data management, statistics, and more – offered on a one-to-one basis by colleagues and services across LSE.
- **A space to meet and work together** with students from other courses and departments.
- **Group visits and walks** to take advantage of what LSE and London have to offer.

Find out more at [lse.ac.uk/lselife](https://lse.ac.uk/lselife), check out workshop materials and other resources on **Moodle** or just drop by with any questions, or just to pick up a lollipop – LSE LIFE is on the ground floor of the Library, open Monday-Friday, 10am – 6pm.

### [Listen to our podcasts](#)

LSE Library 

Language Centre 

LSE Careers 

LSE Volunteer Centre 

LSE Generate 





## LSE Library

LSE Library is the major international library of the social sciences. The collections, both print and online, cover the discipline in the widest sense, and will support your studies and research.

The two main print book collections are:

- **The course collection**, located on the first floor, which holds multiple copies of essential books for your courses. Many of these titles are available online.
- **The main collection** is located across three floors, holding wider items for social sciences research.

You can use Library Search to find books and other materials for your studies via [lse.ac.uk/library](https://lse.ac.uk/library). Once you have found what you need, write down its location to help you find it in the Library. To borrow books, use your LSE card and the self-service machines on the ground floor. Taught students can borrow up to 30 books at any one time. You can renew your books online by logging into your Library account at [lse.ac.uk/library](https://lse.ac.uk/library). If you do not return books on time, you will be unable to borrow any more until your overdue item is returned or renewed. We do not charge fines on late returns.

Each department has a dedicated **professional Librarian**, a subject expert offering email support and in-person and online appointments to help you locate and access information resources on any topic. This support ranges from identifying key resources to support your studies to high-level systematic literature searching for researchers.

They also provide expert help in managing references.

The Library is a focal point of the School and we are open seven days a week during term time and vacation and 24 hours daily from the beginning of the Winter term until the end of the examination period. There are over 2,300 study spaces, including group study rooms, and extensive IT facilities, including over 300 PCs, laptop points, a laptop loan service, wireless Internet access via eduroam, and photocopying and printing facilities.





## Language Centre

Whether you are an international student looking for support with your English, are interested in taking one of our courses as a degree option, want to learn a new language or improve your current language skills, the Language Centre is here to help.

If English is not your first language, our support programme can offer help and advice throughout your degree. Best of all, it is free! English for Academic Writing courses are available for any taught student who does not have English as a first language. These weekly classes are taught throughout the Autumn and Winter Term and can help with academic writing for coursework. This support is delivered with LSE LIFE ([lse.ac.uk/life](https://lse.ac.uk/life)). You can find out more information on what is on offer and how to sign up [here](#).

You may be eligible to take a language, literature or linguistics course as part of your degree programme. You can find out about our courses and your undergraduate degree [here](#).

Any LSE student can sign up for a [non-degree extracurricular language course](#). As part of the [LSE Language Policy](#), if you are a UK-EU undergraduate and you do not have a GCSE Grade 4 (or equivalent) in a language that is not your mother tongue, you are eligible to take a course for free!

For more information visit [lse.ac.uk/languages](https://lse.ac.uk/languages)



## LSE Careers

Whether you already know where you want to go or you'd like to explore your options, LSE Careers is here to help you connect with your future – from working with you to understand your motivations, to providing opportunities for you to meet employers across a range of sectors.

### How do I get started?

As an LSE student, you can use LSE Careers to access a range of careers support, from events and job opportunities to resources and careers appointments. We also provide bespoke services for Disabled students and PhD students.



Log in to CareerHub ([careers.lse.ac.uk](https://careers.lse.ac.uk)), our online careers portal, to:

- register for careers events to develop your skills or explore different employment sectors
- browse jobs and internship opportunities on our jobs board
- book a one-to-one appointment with a careers consultant
- update your preferences to receive careers information relevant to your career interests.

Visit our website ([lse.ac.uk/careers](https://lse.ac.uk/careers)) to:

- explore resources about choosing your next steps
- get insights into employment sectors and recruitment processes
- browse top tips for writing your CV and cover letters
- access online tools for practicing interviews and reviewing your CV
- be inspired by what LSE graduates have gone on to do.

Follow @LSECareers on [Instagram](#) and [TikTok](#) to stay up-to-date with upcoming events, expert advice and new resources.





## LSE Volunteer Centre

The LSE Volunteer Centre is here to inspire and empower you to volunteer for causes that you are passionate about during your time at LSE. Volunteering is a great way to help develop personal and professional skills, meet new people and make a difference in your community. We are committed to making volunteering exciting and accessible, and we collaborate with students to enhance their volunteering experiences.

### Information and Advice

We offer a range of ways to get involved from the start of your LSE journey, including connecting students with long-term and short-term volunteering with our hundreds of charity partners and one-off opportunities throughout term on campus. We begin each term with a Volunteering Fair, where we invite over 50 charity partners onto campus to speak directly with students. We also host a charity on campus weekly for Charity Tuesday, to spread awareness of their mission and volunteering opportunities. At any point of the year, students have access to our ongoing volunteering vacancy board, updated daily with opportunities from charity partners. You can book a meeting with our Volunteer Centre Manager for one-to-one support.

### Volunteering Programmes

The Volunteer Centre also runs multiple exciting voluntary programmes, including the consultancy with the Community Engagement Programme, the Research Volunteering Scheme, an initiative for volunteer researchers, and Student-Led Projects, an opportunity to develop your own volunteering project. These programmes offer students the chance to work with other students, collaborate directly with charities, and use their degree knowledge with the mentorship and support of the Volunteer Centre. These programmes are application-based, and information is available on how to apply during Autumn Term.

You can find out more, as well as the advice and support we can offer, at [lse.ac.uk/volunteerCentre](https://lse.ac.uk/volunteerCentre) or by following [@LSEVolunteering](https://twitter.com/LSEVolunteering).



Read our blog

“ The feeling of fighting for a cause that you are passionate about is second to none, but the skills you gain from it are unparalleled. ”

**Dan Lawes**, International Relations and History, 2022



## LSE Generate

LSE Generate is the home of entrepreneurship at LSE.

We welcome all students and alumni – from those starting their journey in developing entrepreneurial skills to those who have already launched their ventures and are looking for business support. We focus on supporting and scaling socially driven student startups on campus and across the globe (from Lisbon to Lagos!)

As a student, you'll have access to all of our resources and access to our co-working space at the heart of the LSE campus, as well as access to a variety of events created to expand your skills, give you the tools to excel, and help you network with like-minded founders. Our programmes vary from startup competitions, our flagship accelerator programme, industry panels, skill development workshops on a range of topics, entrepreneurship bootcamps, and even international treks!

Pop by and meet us in our co-working space (the GenDen) opposite the Student Services Centre on campus.

Discover more on our website [lse.ac.uk/generate](https://lse.ac.uk/generate), [register with Generate](#) to receive our monthly newsletter, follow us on all our social media channels at (Instagram, Facebook, X) [@LSEGenerate](#), and you can join our [Slack community](#) of over 1000 members, where ALL the action happens!



## Equity, Diversity and Inclusion (EDI)

### Promote equity, champion diversity, and help develop an inclusive LSE

One of our guiding principles in LSE's 2030 Strategy is to sustain excellence through an inclusive and diverse community. We work to build a School – and a society – in which everyone is able to fulfil their potential, and everyone's contribution is valued.

Through events celebrating Black History Month, LGBT+ History Month, Disability History Month and International Women's Day, we have consistently demonstrated our commitment to an inclusive LSE.

#### **LSE has a number of important initiatives that are designed to lead to equity, diversity and inclusion for us all:**

- **Ethics Code:** The LSE community is expected to act to the highest standards of ethical integrity, in accordance with the ethical principles set out in our Ethics Code. Visit [lse.ac.uk/ethics](https://lse.ac.uk/ethics) to read about the School's commitment to equality of respect and opportunity.
- **Report it, Stop it:** If you have experienced, or witnessed, any form of bullying, harassment (including that based on protected characteristics under the Equality Act 2010), hate crime or sexual violence, we encourage you to report this to LSE.
  - **Online Form:** Incidents can be reported via the online Report it Stop it form. This report can be completely anonymous, if you prefer. If you do leave your contact details, LSE can take action with your permission to find a resolution to your case. Find out more at [info.lse.ac.uk/report-it/Report-an-incident](https://info.lse.ac.uk/report-it/Report-an-incident)
  - **Safe Contacts:** Reports can also be made to LSE Safe Contacts, who are trained members of LSE staff offering confidential support and guidance to individuals who have experienced, or are experiencing, any form of bullying, harassment, hate crime or sexual violence. Visit [info.lse.ac.uk/report-it/Safe-Contacts](https://info.lse.ac.uk/report-it/Safe-Contacts) for more information.
  - **Consent.ed:** LSE's educational programme focused on consent, fostering respectful and inclusive behaviour on campus. All students are expected to participate, though opting out is respected for personal reasons. Learn more on [info.lse.ac.uk/report-it/Consent.Ed](https://info.lse.ac.uk/report-it/Consent.Ed)
  - **Rape Crisis:** Rape Crisis Centres provide frontline specialist, independent and confidential services for women and girls of all ages who've been subjected to any form of sexual violence, at any time in their lives. LSE has partnered with Rape Crisis so that any student or staff member can book appointments with a designated Sexual Violence Support Worker anytime. Find out more: [info.lse.ac.uk/report-it/Sexual-violence-support-worker](https://info.lse.ac.uk/report-it/Sexual-violence-support-worker)





- **Survivors UK:** LSE has recently partnered with Survivors UK to provide independent sexual violence advisor services to any man, boy, transgender or non-binary person in the LSE community. Any staff or student can book a confidential appointment. Learn more here: [info.lse.ac.uk/report-it/Sexual-violence-support-worker-Survivors-UK](https://info.lse.ac.uk/report-it/Sexual-violence-support-worker-Survivors-UK)
- **AccessAble:** Accessibility guides of all LSE campus buildings, ensuring inclusivity for everyone. Visit [accessible.co.uk/london-school-of-economics/](https://accessible.co.uk/london-school-of-economics/)
- **LGBTQ+ Role Models and Allies Directory:** provides a list of staff who are LGBTQ+ (lesbian, gay, bisexual, trans, queer) Role Models and Allies. Visit [lse.ac.uk/LGBTplus](https://lse.ac.uk/LGBTplus)
- **Our Race Equity Framework** has been developed for improving the representation and attainment of Black, Asian and minority ethnic students<sup>1</sup> at the undergraduate, postgraduate taught and post-graduate research levels, and improving the representation and progression of Black, Asian and minority ethnic staff in academic and PSS (professional services staff) roles. [Visit our website to learn more.](#)
- **Our Athena SWAN action plan** has been developed for the advancement of gender equality at LSE. The plan includes actions to embed EDI in departmental culture, to support women in applying for research grants, to support trans staff and students and increase the proportion of female students undertaking postgraduate research programmes. [Visit our website to learn more.](#)
- **LSE Students' Union:** You can view all student representatives, including Women's, LGBTQ+, Black, Asian and Minority Ethnic, and Neurodiversity and Disability Officers on their website [lsesu.com/voice/student-reps/](https://lsesu.com/voice/student-reps/)

For further information about these initiatives and the support available - plus our partnerships, training and workshops, and inclusive EDI policies - please contact the EDI Team on [edi@lse.ac.uk](mailto:edi@lse.ac.uk) or visit our website - [info.lse.ac.uk/staff/divisions/equity-diversity-and-inclusion/Home](https://info.lse.ac.uk/staff/divisions/equity-diversity-and-inclusion/Home)

<sup>1</sup> Black, Asian and Minority Ethnic (BAME) and Black and Minority Ethnic (BME) are umbrella terms that are sometimes used in the UK to refer to all non-white people. However, we recognise that these terms are imperfect, in that they mask differences in lived experience and outcomes for many different ethnic groups. Improving our community's understanding of these differences will be part of our work on race equity at LSE.



# Your Wellbeing and Health

## Student Wellbeing Service (SWS)

SWS aims to provide you with a single integrated source of help and assistance to ensure that you get the most out of your LSE experience.

### Disability and Mental Health Service (DMHS)

DMHS are the first point of contact for students with disabilities, long term medical and mental health conditions, and Specific Learning Difficulties such as dyslexia. DMHS can help you to create My Adjustments which is a way of putting in place agreed “reasonable adjustments” to support your studies. Advisers in DMHS can potentially set up one-to-one learning support, mentoring and help you access assistive technology designed to remove barriers to studying. The earlier that you let DMHS know about your condition the earlier they can work with you to put appropriate support in place. For more detailed information about My Adjustments, and to apply for My Adjustments, visit [lse.ac.uk/myadjustments](https://lse.ac.uk/myadjustments)

### Support for your wellbeing

Any student looking for support for their wellbeing can book a 30-minute Wellbeing Appointment. This provides an opportunity to discuss any issues you are experiencing, and an opportunity to explore what would be most useful to you, including: one-to-one support (eg, counselling), groups, workshops, online resources, self-care strategies and referrals to other LSE and external services.

Visit [lse.ac.uk/wellbeing](https://lse.ac.uk/wellbeing) to book a Wellbeing Appointment.

### Groups and Workshops

SWS also organizes groups and workshops to support students experiencing stress, anxiety or other issues. Details of these groups can be found [online](#).

### Peer Supporters

Peer Supporters give you the opportunity to talk to fellow students about anything that is worrying you. Peer Supporters are trained to offer confidential emotional support, help and reassurance. You can find out more about the scheme and arrange a chat with a Peer Supporter at [lse.ac.uk/peersupport](https://lse.ac.uk/peersupport)



## Health care in the UK

You are likely to need to access medical care while you are at LSE, even if this is just for routine appointments. In the UK most health care is provided through the National Health Service (NHS).

You are typically eligible for free treatment on the NHS if you fall into one of the following categories:

- **You are a UK resident**
- **You have a Student visa and have paid the Immigration Health Surcharge (IHS)**
- **You have applied for the EU Settlement Scheme and hold either Pre-settled or Settled status.**

This list is not exhaustive and was correct at the time of print. The UK Council for International Student Affairs maintains an up-to-date listing on their website available at [ukcisa.org.uk](https://ukcisa.org.uk)

If you are unfamiliar with the NHS, search for “NHS Services explained” to find out more. You are usually required to register with a local General Practitioner’s (GP) surgery before you can book an appointment. You should register as soon as possible and not wait until you are unwell. The nearest GP surgery is St Philips Medical Centre who are based on the second floor of Pethick-Lawrence House. This surgery will register most LSE students. For more information about the services offered and how to register please visit [stphilipsmedicalcentre.co.uk](https://stphilipsmedicalcentre.co.uk) or call **020 7611 5131**.

Alternatively, you can find your nearest GP by using the GP finder function on the NHS website available at [nhs.uk](https://nhs.uk)

As well as dispensing medicines, pharmacies can also offer advice on common health problems. You do not need to make an appointment, just visit a pharmacy and ask to speak to the duty pharmacists. In an emergency you should dial **999** to call an ambulance. You can also visit your nearest accident and emergency (A&E) department at your local hospital or visit an Urgent Care Centre.

There is a lot more information about Health Care, including details about dentists and opticians, available at [lse.ac.uk/studenthealth](https://lse.ac.uk/studenthealth)





## LSE Faith Centre

The Faith Centre is open to students of all faiths and none. It is home to LSE's diverse religious activities, transformational interfaith leadership programmes, and provides spaces for worship, prayer, and quiet reflection.

### Finding your feet

It can be challenging arriving in a new city for a new start. We want to help you settle into London and find a community that suits you – and there are lots of options!

We provide a space for LSESU Faith Societies to meet, worship, and plan their activities. Details of contact information for faith groups and other helpful information can be found in our [resources](#).

### Wellbeing

We host a range of wellbeing activities. Details of our regular classes can be found on the [Wellbeing page](#) and we always have [spaces](#) available for prayer, meditation, and reflection.

### Facilities

The Faith Centre comprises Islamic Prayer Rooms, a space for silent prayer/meditation (The Cave), and a multifaith space (The Desert Room) which is bookable for LSESU Faith Societies or faith/wellbeing-based staff groups. [Find out more here](#) or email [faithcentre@lse.ac.uk](mailto:faithcentre@lse.ac.uk) for booking enquiries.





## Support

You can contact the Faith Centre Director and Chaplain to LSE, Revd Dr James Walters, on [j.walters2@lse.ac.uk](mailto:j.walters2@lse.ac.uk) for confidential support regardless of your religion or belief.

You can also find contact details for our team of Associate Chaplains on our “People” page at [lse.ac.uk/faithcentre](https://lse.ac.uk/faithcentre)

## Beecken Faith and Leadership Programme

Learn more about our flagship faith and leadership programme at [lse.ac.uk/faithcentre](https://lse.ac.uk/faithcentre). These programmes are free, extra-curricular modules for all students at LSE, providing opportunities to explore, question and challenge religious differences, and build relationships and transform attitudes across faiths.

## LSE Religion and Global Society

The Faith Centre is also home to the Religion and Global Society research unit; an interdisciplinary unit conducting, coordinating and promoting religion-related social science research at LSE.

## LSE Religion and Global Society Blog

The [LSE Religion and Global Society blog](#) is an interdisciplinary platform that explores the place and role of religion in our globalised world. The blog is a platform for experienced and early career academics, PhD and Masters research students, and other expert commentators to share their insights on this complex, wide-reaching topic. We welcome contributions from all researchers working on religion and global society.

If you are interested in contributing to the blog, have a look at our [guidelines](#) or get in touch with the editor Flora Rustamova at [f.d.rustamova@lse.ac.uk](mailto:f.d.rustamova@lse.ac.uk)

## Religion Scholars Network

This is a network for current LSE PhD candidates and post-doctoral researchers across departments whose research relates to the social scientific study of religion. This is a great opportunity to collaborate with other PhD candidates from different fields through informal events throughout the year to share your insights and challenges. For more information email Flora Rustamova at [f.d.rustamova@lse.ac.uk](mailto:f.d.rustamova@lse.ac.uk)

Keep up-to-date with the Faith Centre: [X](#) | [Facebook](#) | [Instagram](#) | [LinkedIn](#) | [TikTok](#)

Visit us: 2nd Floor, SAW Building, 1 Sheffield Street, WC2A 2AP



# Exams and Assessments

## Candidate numbers

Your candidate number is a unique five-digit number that ensures that your work is marked anonymously. It is different to your student number and will change every year. Candidate numbers can be accessed in early Autumn term in Student LFY.

## Exam timetables

Course by course exam timetables will be available [online](#). For January exams the timetable is usually available towards the end of Autumn term, for spring exams it is usually available towards the end of Winter term and for students taking in-year resit and deferral exams, it is usually available in late July/early August. Closer to each exam season, you will also be given access to a personal exam timetable with your room and seat numbers. Please visit the [webpage](#) for full details of release dates for this academic year.

## Exam procedures

Anybody taking exams at LSE must read the Exam Procedures for Candidates. It contains all the information that you need to know and is updated each year.

The document is less than fifteen pages and covers topics ranging from candidate numbers, permitted materials and e-exams to what to do if things go wrong. You can download your copy at [lse.ac.uk/exams](https://lse.ac.uk/exams)

You may only use a calculator in an exam if this is permitted by the relevant academic department. If you are permitted a calculator, it must be one of the approved models. For more information on the types of calculators allowed, please read the Exam Procedures for Candidates. If you bring an alternative model it will be removed by invigilators. The permitted calculators are readily available in many supermarkets, online retailers and in the LSE Shop.

Central exam adjustments 

e-Exams 


Fit to sit policy 

Extension policy 

Deferral policy 

Exceptional circumstances 

Missing assessment deadlines 





## Central exam adjustments

Central Exam Adjustments (CEAs) can be put in place if you have a documented medical, physical or mental health condition and/or a specific learning difficulty such as dyslexia or dyspraxia. The purpose of CEAs is to provide an environment that gives all students an equal opportunity in exams. These adjustments are confidential and will not be listed on your degree certificate or transcript. In most cases you should apply for CEAs as part of getting your My Adjustments in place. However, there is a different process for applying for CEAs for short-term, unexpected, conditions. For more information, including deadline dates for applications, visit [lse.ac.uk/CEA](https://lse.ac.uk/CEA)

## e-Exams

e-Exams are exams that take place in-person and under invigilated exam conditions, the same way that they are for handwritten exams. Instead of completing your answers on a paper script, you use your own personal device to type your answers and submit electronically.

The platform currently used by LSE is Digiexam. This works by locking down your personal device to create a secure exam environment where you can write your answers.

Not all exams are e-Exam enabled. Please see list of e-Exam enabled courses on the e-Exams webpage. For further information visit [e-Exams \(lse.ac.uk\)](https://lse.ac.uk/e-Exams).

## Fit to sit policy

By attempting any type of assessment, including but not limited to sitting exams, submitting essays, coursework, class participation, group work, presentations, or dissertations, you are declaring yourself fit to do so. If you experienced disruption to your studies (including but not limited to illness, injury or personal difficulties) you must think carefully about whether you should attempt the assessment or whether you should consider requesting an [extension](#) or [deferral](#). Requests for an extension or deferral must be made in advance of the assessment deadline.

## Extension policy

If you have difficulties in the lead up to an assessment deadline but think you may be able to successfully submit if you had extra time, you can seek an extension request. You must make this request before the deadline has taken place and you will need permission from the Department responsible for the assessment. For more information visit [lse.ac.uk/extensionpolicy](https://lse.ac.uk/extensionpolicy)



## Deferral policy

If, having been granted an extension you feel you require more time to submit the assessment, your extension request was not approved, or the assessment in question has a static deadline such as an exam or online assessment released at a specific time/date, you should consider requesting a deferral. You must complete the online deferral form and submit evidence no later than 24 hours before the submission deadline or starting time of an exam. For more information visit [lse.ac.uk/deferral](https://lse.ac.uk/deferral)

## Exceptional Circumstances

If, having submitted an assessment you feel your performance was impacted by circumstances beyond your control, you should submit an Exceptional Circumstances (EC) Form and corroborating evidence to the Student Services Centre. Such circumstances could include (but are not limited to):

- **Failing to submit an assessment or sit an exam which you did not defer**
- **experiencing difficulties which could have affected your academic performance in an assessment**
- **adjustments such as CEAs, My Adjustments or deadline extensions that you feel were insufficient to compensate for the impact of your circumstances**
- **a late diagnosis of a condition meaning that you could not apply for adjustments until after you had completed some or all assessments.**

Submitting an EC Form is the only way for you to alert the Exam Boards to the circumstances which may have affected your performance. For more information visit [lse.ac.uk/exceptionalcircumstances](https://lse.ac.uk/exceptionalcircumstances)

## Missing assessment deadlines

If you miss an assessment deadline (including an extended deadline) you should submit your work as soon as possible. Normally, the following [late penalties](#) would be applied unless you can demonstrate a good reason (normally supported by evidence) for not being able to submit on time. If you submit late, you should inform the Department responsible for that assessment of your reasons for not being able to submit on time as soon as possible. This will allow them to consider if they are able to lift any late penalties that are applied.





## Assessment Misconduct

All summative assessments that you submit to the School are subject to the School's Regulations on Assessment Offences. You are expected to have read and understood these regulations before you submit your work to the School. If you are found to have committed an assessment offence, such as plagiarism (either deliberate or accidental including self-plagiarism), exam misconduct, collusion, contract cheating or using Artificial Intelligence software, you could be expelled from the School. For more information and support regarding the School's expected standards of academic integrity visit [lse.ac.uk/assessmentdiscipline](https://lse.ac.uk/assessmentdiscipline)

When you submit your summative (assessments that count towards your mark in a course) assessments to the School you are expected to have read and understood the following academic integrity statement:

By submitting work to the School you confirm you will abide by and uphold the School's Code of Good Practice, Ethics Code and academic integrity as outlined in the School's Regulations on Assessment Offences and Department guidance and you also confirm that:

- the work in this assessment is solely your own; and
- you have not conferred or colluded with anyone in producing this specific assessment\*; and
- you understand the use of AI tools to help with any part of your assessment is strictly prohibited unless some use is permitted as defined by the Department responsible for the assessment (see Departmental guidance); and
- where necessary, you have clearly cited and referenced the work of others appropriately to make clear which parts are your own work; and
- your submission does not re-use substantial/verbatim materials you have previously submitted to the School or elsewhere. To note, in some cases expanding on earlier formative or summative work may be permitted as defined by the Department responsible for the assessment (see Departmental guidance); and
- you understand the School has the right to ask you questions about the originality of your work if deemed necessary.

*\*It is acceptable to consult with LSE LIFE for general study skills questions but not questions specific to the content of a particular assessment.*

You can seek advice about the School's rules regarding academic integrity from the Library (visit [lse.ac.uk/library](https://lse.ac.uk/library)) and LSE LIFE (visit [lse.ac.uk/lse-life](https://lse.ac.uk/lse-life))

You should also ensure that you adhere to the School's Research Ethics Policy and Procedures where appropriate when conducting research. Failure to obtain the necessary Ethics Approval for your research could result in your conduct being considered under the School's Research Misconduct Procedure. For more information visit [lse.ac.uk/ethics](https://lse.ac.uk/ethics)

# Results and Classification

## Results

Final results are available once the relevant School Board of Examiners has ratified them. Provisional results are available for students taking January exams and for 12 month master's students.

Results are not released to students who owe debts to the School.

For more information on how and when results are released visit [lse.ac.uk/results](https://lse.ac.uk/results)

If you need to take a deferred or resit assessment, more information about the resit period can be found at [lse.ac.uk/re-entry](https://lse.ac.uk/re-entry)

Classification schemes 

Transcripts 

Degree certificate 





## Classification schemes

Degrees are awarded according to the classification scheme. These schemes are applied by the Boards of Examiners when they meet to ratify your results. You can find the classification schemes at [lse.ac.uk/calendar](https://lse.ac.uk/calendar)

## Transcripts

Continuing students can request [intermediate transcripts](#) through the Student Services Centre immediately after ratified results have been published. Final transcripts are made available electronically through Digitary which allows them to be easily shared.

For more information about final transcripts please visit [lse.ac.uk/transcripts](https://lse.ac.uk/transcripts)

## Degree certificate

Depending on when you are awarded your degree, you may have the opportunity to collect your certificate at graduation. Any certificates that are not collected are posted to the permanent home address we have on record. For more information, please visit [lse.ac.uk/degrecertificates](https://lse.ac.uk/degrecertificates)



# Fees and Finance

## Fees

All administration around your fees is handled by the Fees, Income and Credit Control Team.

LSE offers two options for payment of your tuition fees. You can either pay them in full prior to enrolment or by payment plan. If you have not paid your fees in full before you enrol you will be placed on a termly payment plan. You are expected to pay one third of your fees by:

**28 October 2024    28 January 2025    28 April 2025**

For payment plan options relating to Executive programmes please see [Instalment options Executive Programmes](#).

For tuition fee levels please visit [lse.ac.uk/tableoffees](https://lse.ac.uk/tableoffees)

To pay online or to find out about the different payment methods available, visit [info.lse.ac.uk/payments](https://info.lse.ac.uk/payments)

Once you are enrolled you can access your financial details at any time to review your tuition and accommodation fees, invoices, payments and instalment arrangements by accessing the Student Finance Hub. Please visit our webpage to get full details [lse.ac.uk/ficc](https://lse.ac.uk/ficc)

Unfortunately, it is not possible for you to pay in person.

The Fees, Income and Credit Control Office also run support services for students who wish to discuss fees, loans and payment related enquiries. For further information, please visit [lse.ac.uk/ficc](https://lse.ac.uk/ficc)

For full details regarding tuition fees, charging policy, payment and instalment options, visit [info.lse.ac.uk/policies](https://info.lse.ac.uk/policies)



## Financial Support Office

The Financial Support Office is responsible for administering a variety of scholarships, bursaries and funds for enrolled students. Please contact us if you have any questions about your LSE funding or have any funding related queries.

If you anticipate or experience financial difficulties, contact us as soon as possible to talk about your options.

Phone, email or join a one-to-one Zoom Drop-in Session: [lse.ac.uk/financialdropin](https://lse.ac.uk/financialdropin)

Contact details:

Financial Support Office

**+44 (0)20 7955 6609**

[financial-support@lse.ac.uk](mailto:financial-support@lse.ac.uk) | [lse.ac.uk/financialsupport](https://lse.ac.uk/financialsupport)





# Codes and Charters

## LSE Academic Code

LSE's Academic Code sets out what we are doing to deliver a consistent student experience across our School, and clarifies what you can expect from an LSE education.

The Academic Code brings together key principles that underpin students' education into a School-wide policy. Developed in partnership with LSE Students' Union, it sets the baseline to build on in four key areas: teaching standards, academic support, assessment and feedback, and student voice – areas that students have told us matter the most to them.

[Read the Academic Code in full.](#)

## The Student Charter

Our Student Charter, written by students and staff, sets out how LSE's mission and ethos are reflected in the education you can expect to receive at the School, and in the diverse, equitable and inclusive community that we all contribute to and value.

The charter covers:

- **Your education** – what an LSE education is and how you can make the most of it
- **Our community** – what it means to be part of the LSE community and how to contribute
- **Your future, our future** – how to inspire future generations of LSE students. Find out more about the charter and [read the full version](#) online.

## Codes of Good Practice

The Codes of Good Practice explain the responsibilities and requirements of both staff and students.

They set out what you can expect from your department in relation to your teaching and learning experience. The codes cover areas like the roles and responsibilities of Academic Mentors and Departmental Tutors, the structure of teaching at LSE and exams and assessment. The codes also lay out your responsibilities as a member of our community. You can find the codes of practice in the [LSE calendar](#).



## The Ethics Code

The Ethics Code details the principles by which the whole LSE community are expected to act.

We expect the highest possible ethical standards from all staff, students and governors. The Ethics Code sets out the School's commitment to the six ethics principles:

- **Responsibility and Accountability**
- **Integrity**
- **Intellectual Freedom**
- **Equality of Respect and Opportunity**
- **Collegiality**
- **Sustainability**

Learn more about the [Ethics Code](#).

## Research Ethics

If you conduct research, you'll need to follow the Research Ethics policy and procedures.

Find [resources, training and support on LSE research ethics](#). If you have any questions regarding research ethics or research conduct, please email [research.ethics@lse.ac.uk](mailto:research.ethics@lse.ac.uk)




# Systems and Online Resources

## Need IT help?

- Visit the Tech Centre on the first floor of the library – Lionel Robbins building (LRB)
- Email: [tech.support@lse.ac.uk](mailto:tech.support@lse.ac.uk)
- Call: 020 7107 5000

For further information and opening times please visit [info.lse.ac.uk/current-students/dts](https://info.lse.ac.uk/current-students/dts)

Student Hub 

Moodle 

LSE for You 

Reset your IT password 


Multi-Factor Authentication (MFA) 

Email 

Microsoft Office 365 @ LSE 

Training and Development System 

Information security awareness training 





## Student Hub

The Student Hub is LSE's app, designed to help you navigate your day-to-day life at LSE. With the Student Hub, you can:

- **View your timetable and upcoming deadlines**
- **Find your way around with the campus map**
- **Keep up to date with news and events from around LSE in your newsfeed**
- **Book appointments with academic staff (office hours) and support services.**

Available on iOS and Android app stores or as a web app at [studenthub.lse.ac.uk](https://studenthub.lse.ac.uk)





## Moodle

Moodle is LSE's virtual learning environment.

The majority of taught courses have a corresponding course on Moodle, the online learning platform used at LSE. Moodle courses contain essential resources such as lecture slides, lecture recordings and reading lists. Moodle also enables activities such as quizzes and discussion forums and allows for online assignment submission, marking and feedback. How Moodle is used is determined by the course convenor and so this may vary from course to course. LSE also provides a Moodle Archive service which provides teachers and students with a snapshot of previous year's courses.

You can access Moodle by visiting [moodle.lse.ac.uk](https://moodle.lse.ac.uk)

## LSE for You

LSE for You is a web portal which gives you access to a range of services. As part of ongoing development work, some of these services have been moved onto a new platform.

In [Student LSE for You](#) you can:

- View and update your term time (contact) and home (permanent) address
- Access your candidate number
- View your teaching timetable.

To select your courses, please use course selection in [LSE for You](#).

## Reset your IT password

You can reset your own IT password at the [LSE Password website](#).

## Multi-Factor Authentication (MFA)

MFA provides an extra layer of security on top of your username and password when you access our resources online – providing increased protection against cyber-attacks.

Once set up, it is easy to use and manage via the link below: [lse.ac.uk/mfa](https://lse.ac.uk/mfa)



## Email

LSE will use your LSE email address to communicate with you, so check it regularly.

Microsoft Outlook is available on all public PCs. You can also access your email off-campus using webmail ([mail.lse.ac.uk](mailto:mail.lse.ac.uk)) or on the move via the outlook app. For help setting up email on your device search “LSE mobile email setup”.

## Microsoft Office 365 @ LSE

All our students are eligible for a free copy of Microsoft Office 365 on their personal computers and devices.

[Microsoft Office 365](#)

## Training and Development System

The Training and Development System allows you to book a place on many of the personal development opportunities offered around LSE.

You can access the Training and Development System at [apps.lse.ac.uk/training-system](https://apps.lse.ac.uk/training-system)

Login using your LSE username and password.

## Information security awareness training

The LSE Cyber Security Awareness Training can be self-enrolled at [Course: LSE Cyber Security Awareness Training](#). We strongly advise you to complete the training which equips you with the skills to spot phishing emails, keep your data and devices safe, and protect your privacy.

More tips are available at [lse.ac.uk/cyber](https://lse.ac.uk/cyber)



# LSE100

## Welcome to LSE100

LSE100 is LSE's flagship interdisciplinary course taken by all undergraduate students in the first year of your degree programme. The course is designed to build your capacity to tackle multidimensional problems through research-rich education, giving you the opportunity to explore transformative global challenges in collaboration with peers from other departments and leading academics from across the School.

## Your LSE100 theme

Before enrolling at LSE, you will have the opportunity to select one of three themes to focus on during LSE100, each of which foregrounds a complex and pressing challenge facing social scientists. In 2024/25, the available themes are:

- **How can we control AI?**
- **How can we transform our climate futures?**
- **How can we create a fair society?**

For more information about each theme, visit [info.lse.ac.uk/current-students/lse100/welcome](https://info.lse.ac.uk/current-students/lse100/welcome)

LSE100 is a single course, and the themes are highly interrelated. Whichever theme you choose to study, you will have the opportunity to investigate how issues from different themes relate to one another throughout the course, including in both your individual and group assessments.

Alongside learning about your chosen theme from a range of disciplinary perspectives, you will also study frameworks of systems thinking and systems change during LSE100. These are fields of interdisciplinary research that are being adopted by academics, policymakers, corporations, and NGOs. During LSE100, you will think holistically about how complex systems work and how the social sciences can enable positive change at a systemic level.

## How will I study in LSE100?

LSE100 is a half unit course running across Autumn and Winter terms in the first year of your undergraduate degree programme. Each term, you will attend five 90-minute interactive, discussion-based seminars in alternating weeks.

Before each seminar, you will use Moodle to watch short video lectures featuring leading LSE academics and complete carefully selected readings to explore ideas and arguments from across the social sciences.



## How will I be assessed?

Your LSE100 mark will be based on two summative assessments: one individual written assessment (50%) and one group research project (50%) that you will submit and present as a team. Your final mark in LSE100 will be included with your other first year marks and, if it is one of your six best marks, will count towards your overall first year average.

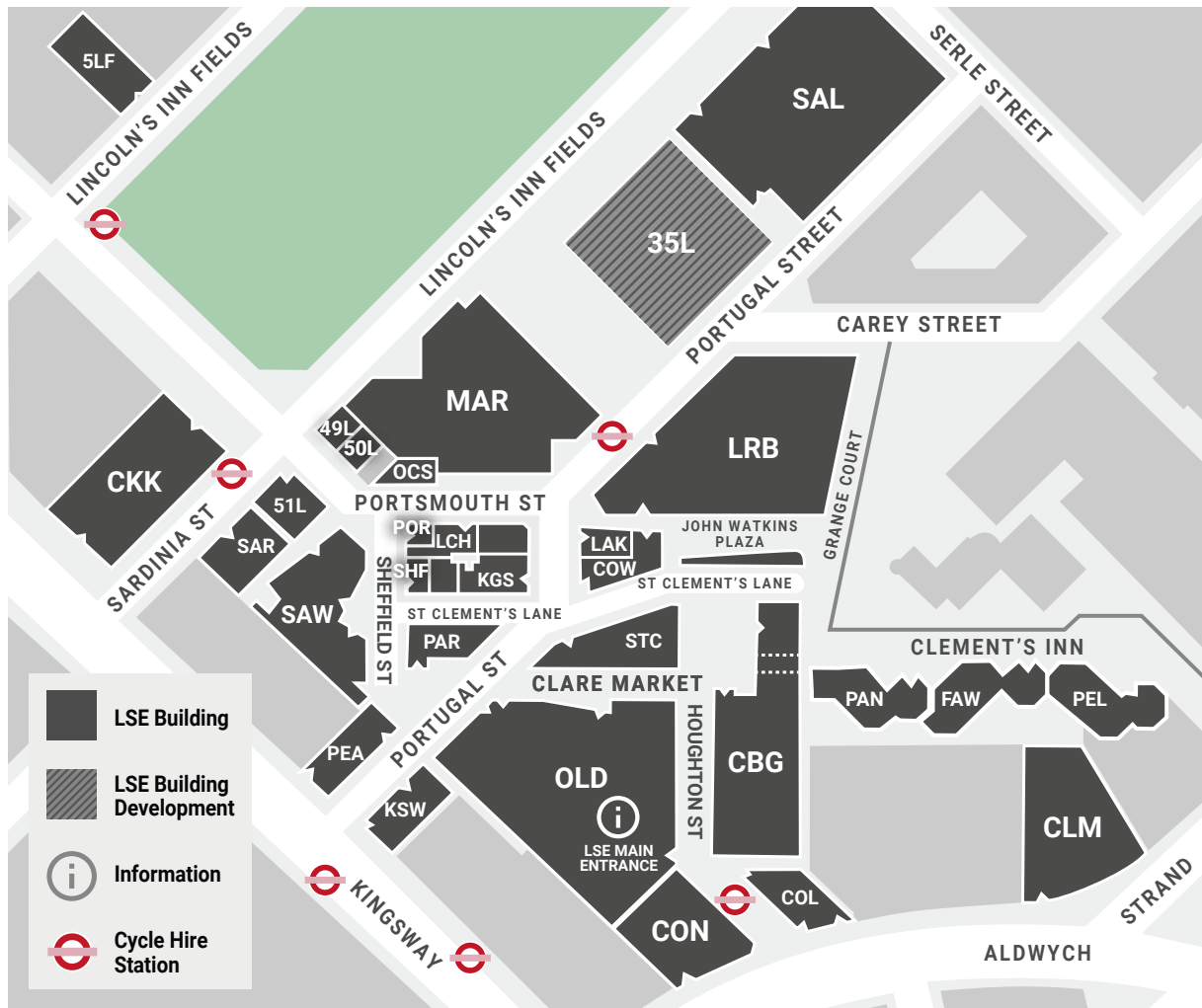
## Chat with the LSE100 team

We have a team answering your enquiries from 9am to 5pm, Monday to Friday. Email us and we will be happy to help answer any questions you may have about LSE100 – get in touch at [LSE100@lse.ac.uk](mailto:LSE100@lse.ac.uk) or visit the LSE100 Course Office in KSW 4.10.

We're [online](#), on [LinkedIn](#), on [Moodle](#) and on the fourth floor of 20 Kingsway (KSW). To find out more about LSE100, check out [lse.ac.uk/LSE100](https://lse.ac.uk/LSE100) and follow us on X [@TheLSECourse](#), and [Student Hub](#).



## LSE Campus



### Key

<b>CBG</b> Centre Building	<b>KGS</b> King's Chambers	<b>50L</b> 50 Lincoln's Inn Fields	<b>PAN</b> Pankhurst House	<b>SHF</b> Sheffield Street
<b>CKK</b> Cheng Kin Ku Building	<b>KSW</b> 20 Kingsway	<b>51L</b> 51 Lincoln's Inn Fields	<b>PAR</b> Parish Hall	<b>SAL</b> Sir Arthur Lewis Building
<b>CLM</b> Clement House	<b>LAK</b> Lakatos Building	<b>LRB</b> Lionel Robbins Building, Library	<b>PEA</b> Peacock Theatre	<b>STC</b> St Clement's Clare Market
<b>COL</b> Columbia House	<b>LCH</b> Lincoln Chambers	<b>MAR</b> Marshall Building	<b>PEL</b> Pethick-Lawrence House	
<b>CON</b> Connaught House	<b>5LF</b> 5 Lincoln's Inn Fields	<b>OLD</b> Old Building	<b>POR</b> 1 Portsmouth Street	
<b>COW</b> Cowdray House	<b>35L</b> 35 Lincoln's Inn Fields	<b>OCS</b> Old Curiosity Shop	<b>SAR</b> Sardinia House	
<b>FAW</b> Fawcett House	<b>49L</b> 49 Lincoln's Inn Fields (Coopers)		<b>SAW</b> Saw Swee Hock Student Centre	



All buildings have wheelchair access and lifts, except, KGS, KSW\*, POR\* and SHF.  
\*KSW 20 Kingsway (Language Centre only), \*POR 1 Portsmouth Street (Shop only).

### Disabled Access

After 6.30pm, please call Security Control on **020 7955 6200** to ensure that any disabled access doors are open. Also see: [Accessibility map \[PDF\]](#) For access to 20 Kingsway, please call security staff on **020 7955 6200** to set up the portable ramp in the entrance foyer.

### Access Guides to LSE buildings

AccessAble have produced detailed access guides to the LSE campus and residences, and route maps between key locations. These access guides, and route maps, are now [available online](#).

**[lse.ac.uk/law](https://lse.ac.uk/law)**



**LSE Law School**

The London School of Economics  
and Political Science  
Houghton Street  
London WC2A 2AE

E: [law.llm@lse.ac.uk](mailto:law.llm@lse.ac.uk)

The London School of Economics and Political Science is a School of the University of London. It is a charity and is incorporated in England as a company limited by guarantee under the Companies Acts (Reg no 70527).

The School seeks to ensure that people are treated equitably, regardless of age, disability, race, nationality, ethnic or national origin, gender, religion, sexual orientation or personal circumstances.

Design: LSE Design Unit ([info.lse.ac.uk/staff/divisions/communications-division/design-unit](https://info.lse.ac.uk/staff/divisions/communications-division/design-unit))

Photography: Cover image from Unsplash, Pexels or iStock.  
Internal photography: Nigel Stead, and Maria Moore.