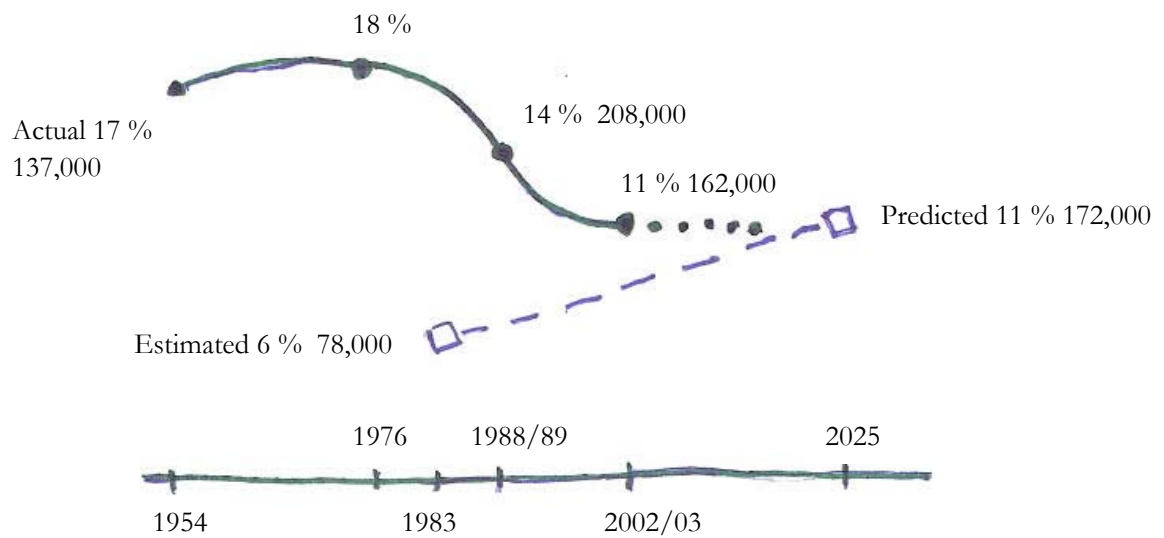
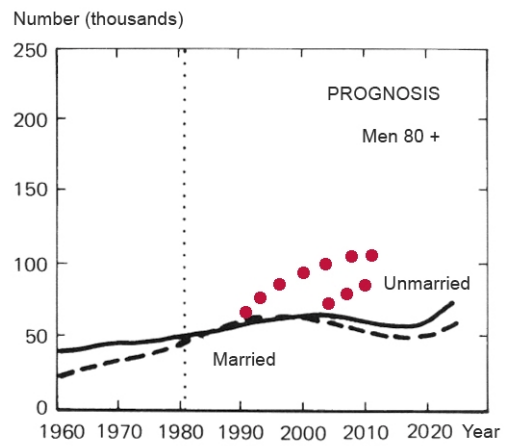
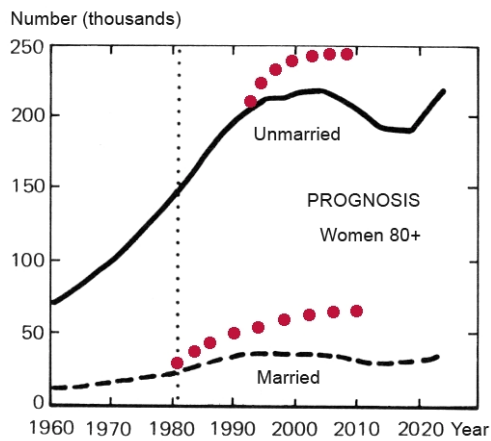
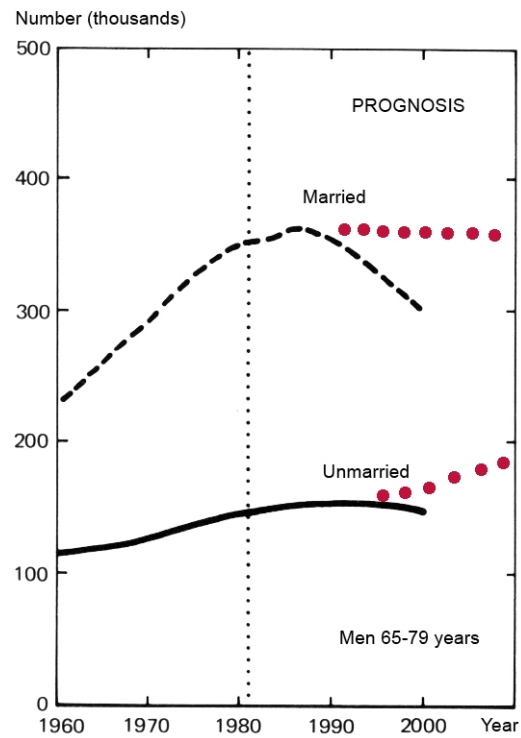
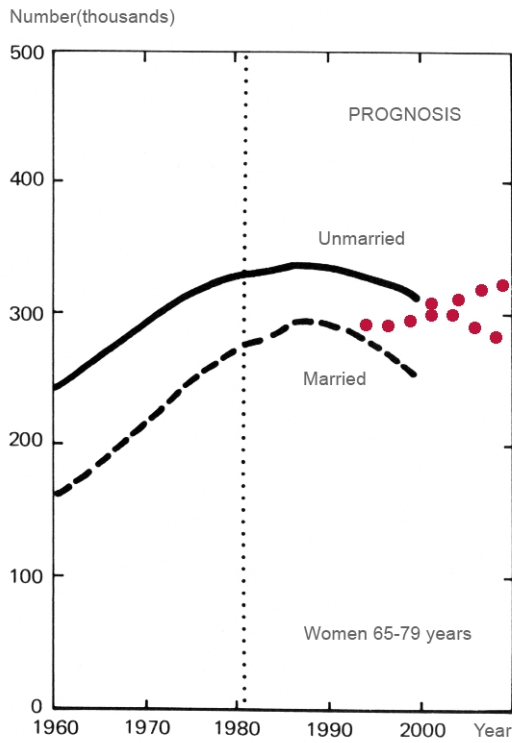


**Older persons (65+) lacking both spouse (partner) and children.
 Estimated, predicted and actual rates and numbers, Sweden 1954 - 2025.**



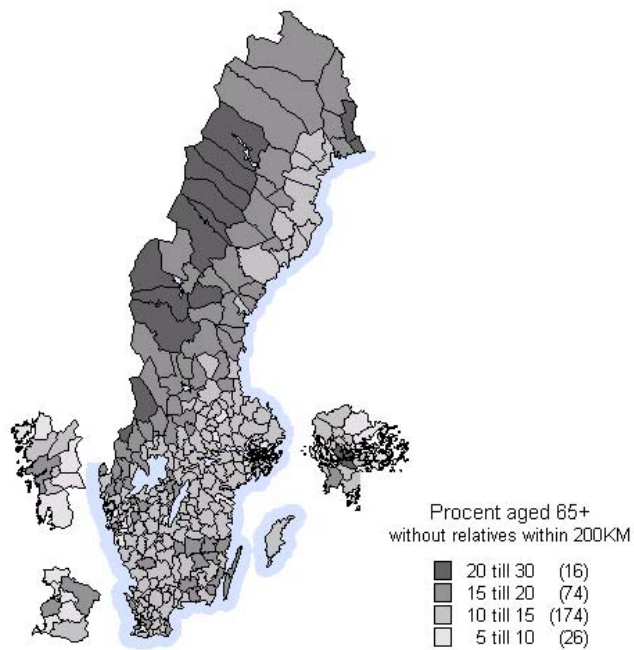
Sources: national survey data selected years, and Pikwer, Arvidsson & Holmberg 1983

Diagram 1. Projected marital status (married, non-married) by gender and age-group, Sweden 1960 - 2025



Source: diagrams from Statistics Sweden 1983, with our additions

Figure 1. Availability* of close kin (partner and children) for older (65+) Swedes in 2004. Percent



* No partner and no child within 200 KM distance. Only “biological” off-spring is considered. The fractions in border municipalities are somewhat overestimated as children living in neighboring countries are not registered.

Source: courtesy data provided by Gun Alm Stenflo, formerly at Statistics Sweden, now at Statisticon, Uppsala. Also see Alm Stenflo 2006.

Person has: 2002-03

				Men	Women	All	Population
Partner	Child	Sibling	Friend*				
Yes	Yes	Yes	Yes	29.4	23.8	26.2	375995
Yes	Yes	Yes	No	20.8	7.3	13.2	188864
Yes	Yes	No	Yes	8.6	7.7	8.1	116378
Yes	Yes	No	No	4.5	2.0	3.1	44435
Yes	No	Yes	Yes	4.1	2.3	3.2	44038
Yes	No	Yes	No	2.4	0.8	1.4	20760
Yes	No	No	Yes	1.3	0.5	0.8	11490
Yes	No	No	No	0.3	0.0	0.2	2369
No	Yes	Yes	Yes	8.6	24.6	17.6	252751
No	Yes	Yes	No	4.7	8.4	6.8	97004
No	Yes	No	Yes	4.2	9.2	7.0	100279
No	Yes	No	No	2.3	3.8	3.1	44978
No	No	Yes	Yes	4.0	3.8	4.4	63605
No	No	Yes	No	2.6	1.7	2.1	29538
No	No	No	Yes	1.7	2.7	2.3	32415
No	No	No	No	0.7	0.6	0.6	9125
Total				100	100	100	1434024

* "Do you have a close friend with whom you can discuss everything?"

***[Level-of-living surveys of Statistics Sweden, our own computations